
  
INTERNATIONAL  
FUEL TAX  
AGREEMENT

  
INTERNATIONAL  
FUEL TAX  
ASSOCIATION, INC.  
Manager  
The International Fuel Tax Agreement



---

---

---

---

---

---

---

---



## Clearinghouse Content

Transmittals

Transmittals  
Details

Transmittals  
Summary

Audit  
Reports



---

---

---

---

---



---

---

---

## Transmittals Details

- Monthly transmittal.
- Includes all IFTA returns received by the base jurisdictions (OR, AR, AU).
- Each and every line of data received on the IFTA return is included.
- This is the biggest database in the CH.



---

---

---

---

---

---

---

---

## Transmittals Summary

- Monthly Transmittal.
- A report with 58 lines, one for each jurisdiction.
- If no distance was reported in a jurisdiction, the line must still be reported as zeros.
- Basically a summary of Detail Transmittals.
- Used for netting of funds between jurisdictions.




---

---

---

---

---

---

---

---

## Audit Reports Transmittals

- Audit reports are uploaded in this database as a PDF file.
- After an audit is complete, a jurisdiction has 45 days to do the upload.
- A daily E-mail is sent to the affected jurisdiction when an audit report is uploaded.




---

---

---

---

---

---

---

---

IFTA, Inc. Transmittal Home Page	Transmittal Details	Reports Ad Hoc Reports	Carrier Search	Recent Uploads	Available Data	Audit Reports	PCR Tools	Webservices
--	------------------------	------------------------------	-------------------	-------------------	-------------------	------------------	--------------	-------------

**Important Login Changes for January 1st, 2019.**



**FUNDS NETTING DATA INTEGRITY CHECK** - Check your data for accuracy.  
Data for a given month is never considered final until the funds netting totals are issued.  
Please keep this in mind if you decide to download new transmittal data during this period.

2019   - Compare your Line Detail Totals to that of the Summary Totals.  
Alabama

[Download Summary and Transmittal data based on funds netting runs.](#)   [2018 Funds Netting Calendar](#)   [2019 Funds Netting Calendar](#)

**FUNDS NETTING - Distribution Amounts:**

2018-12-20   - This is the Summary Total breakdown between all participating jurisdictions for a given Funds Netting period. This is the quickest way to check whether you owe or are getting funds back.


---

---

---

---

---

---

---

---

IFTA, Inc. Transmittal Details Reports Carrier Search Recent Uploads Available Data Audit Reports Webservices PCR Tools Logout

Stratification/Transmittal Details Summary Numbers Distance Reports Return Types Fuel Types

Carrier Search Ad Hoc Reports

Alabama Trav Jur. Exactly like above, except you are drilling down to one jurisdiction of your choice.  
2019 Year

These will create a downloadable CSV file. Save the file to your disk when prompted.

Alabama Base Jur. Stratification Report 1: Grabs the Total Miles Reported by all Carriers in a Base Jurisdiction. Fields Returned: Tax Payer ID, Transmittal Year, Transmittal Number, Return Period Year, Return Period Quarter, Total Miles, Total Tax Miles, Base Jurisdiction, Travel Jurisdiction  
2019 Year  
2019-01-01 Start Quarter  
2019-03-31 End Quarter

Alabama Trav Jur. Stratification Report 2: Grabs the Total Miles Reported by all Carriers in a Travel Jurisdiction. Fields Returned: Tax Payer ID, Transmittal Year, Transmittal Number, Return Period Year, Return Period Quarter, Total Miles, Total Tax Miles, Base Jurisdiction, Travel Jurisdiction  
2019 Year  
2019-01-01 Start Quarter  
2019-03-31 End Quarter

IFTA

---

---

---

---

---

---

---

---

---

---

IFTA, Inc. Transmittal Details Reports Carrier Search Recent Uploads Available Data Audit Reports Webservices PCR Tools Logout Add a User at www.ifta.org Help

Stratification/Transmittal Details Summary Numbers Distance Reports Return Types Fuel Types Carrier Search

Carrier Search: These will create a downloadable CSV file.

1: Carrier ID Search: Find all Carrier activity for the Year.  
Taxpayer ID  
2019 Year

2: Carrier ID Search: Find all Carrier activity for the Year, based on Base Jurisdiction.  
Taxpayer ID  
2019 Year  
Optional Base Jur.

2A: Carrier ID Search: Find all Carrier activity, based on Travel Jurisdiction.  
Taxpayer ID  
2019 Year  
Alabama Travel Jur.

3: Carrier ID Search: Find all Carrier activity for the past 5 years.  
Taxpayer ID

4: Carrier ID Search - Filing Versions: Find all Carrier activity for the past 5 years.  
Taxpayer ID  
OR Filing Version

IFTA

---

---

---

---

---

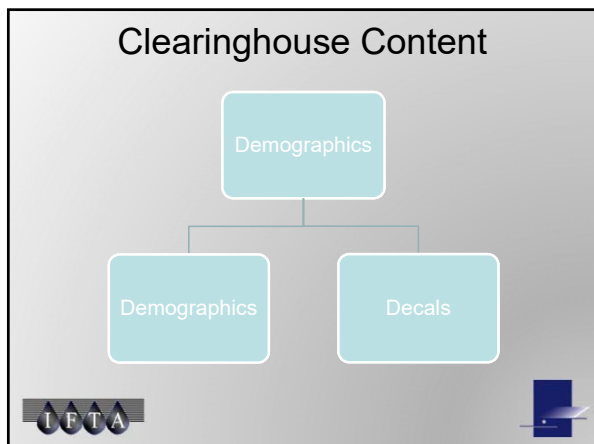
---

---

---

---

---



---

---

---

---

---


---

---


---

---

---



## Decals



- Not a required upload.
- Only about 13 jurisdictions submit the decal information.
- Uploaded fields consist of:
  - Jurisdiction
  - Taxpayer ID
  - First and last decal issued
  - Decal year

---

---

---

---

---



---

---

---

## Demographics

- Daily upload
- Some of the fields included are:
  - Base Jurisdiction
  - Taxpayer ID
  - Name and Address
  - Status and Status Date
  - Licensing Date
  - Other


---

---

---

---


---

---

---

---



## Demographics

IFTA Demographics - for help or questions [clearinghouse@iftach.org](mailto:clearinghouse@iftach.org) 

Search By Name...

[Carriers In Multiple Jurisdictions and Duplicate Records](#) - [Report Generator](#)  
[Ad Hoc Reports](#) - [Definitions/Help](#) - [Decal Database](#) - [Status Breakdown](#)  
[Participating and Last Update](#) - [Nlets FAQ](#) - [Jurisdiction Contact Numbers](#)  
[Web Services](#)

Carrier ID:  USDOT\_NO:


---

---

---

---

---

---


---

---

Status Breakdown					
Jur	Active	Revoked	Suspended	Cancelled	Total Records
AB	2,857 (%16)	709 (%5)	0 (%0)	10,208 (%79)	12,974
AL	4,436 (%61)	1,782 (%24)	0 (%0)	1,066 (%15)	7,284
AR	3,244 (%61)	0 (%0)	1,050 (%20)	1,025 (%19)	5,319
AZ	3,445 (%61)	347 (%6)	415 (%7)	1,434 (%25)	5,641
BC	1,588 (%89)	92 (%5)	33 (%2)	71 (%4)	1,784
CA	25,201 (%60)	6,879 (%16)	0 (%0)	10,021 (%24)	42,111
CO	2,846 (%29)	1,866 (%19)	0 (%0)	5,128 (%52)	9,832
CT	2,217 (%60)	0 (%0)	794 (%21)	693 (%19)	3,706
DE	1,183 (%65)	0 (%0)	282 (%17)	382 (%18)	1,687

Participating and Last Update					
This page is looking at the most recent Upload Date, Status Date and the most recent Last Update Date.					
Some Status Dates are in the future and may be incorrect.					
To identify those records, click the Submit button.					
Jurisdiction	Last Update Received by Clearinghouse	Last Status Update	Last Record Update	Number of Records on the Clearinghouse	Submit to View Last Status Update Carriers
AB	2019-01-12 05:20:06	2019-01-11	2018-12-21	12974	submit
AL	2019-01-14 05:16:02	2019-01-12		7284	submit
AR	2019-01-14 06:20:04	2019-11-19		5319	submit
AZ	2019-01-14 04:24:02	2019-01-11	2019-01-11	5641	submit
BC	2019-01-12 04:10:02	2019-01-11	2019-01-11	1764	submit
CA	2019-01-13 20:55:05	2019-01-13	2019-01-13	42111	submit
CO	2019-01-14 06:17:02	2019-12-31	2019-01-11	9832	submit
CT	2019-01-13 20:12:02	2019-01-13	2019-01-13	3706	submit
DE	2019-01-14 05:05:03	2019-01-13	2019-01-11	1687	submit
FL	2019-01-12 06:56:06	2017-06-30	2019-01-11	75959	submit

Search By Name											
Use any combination of fields.											
Carrier ID:	USDOT_NO:	Carrier Name:	Carrier DBA Name:								
Legal Address:	Legal City:	Legal Zipcode:									
Mail Address:	Mail City:	Mail Zipcode:									
Search											
Status Types    A = Active    C = Cancelled    S = Suspended    R = Revoked											
Carrier Number	Jurisdiction	Carrier Name	DBA Name	USDOT	Status	Status Date					
880800	PA		MOTORSPORTS		C	2006-06-30					
IRP No.:	Filer Type: Q	Registration Date: 2005-01-05	Entity Type: Individual	Bulk Fuel:	Create Date: 2019-01-10	Update Date:					
Legal Addr: 48 VILLAGE WAY	Legal City: MALVERN	Legal Zipcode: 19355	Legal Country: US								
Mail Addr:	Mail City:	Mail Zipcode:	Mail Country:								




---

---

---

---

---

---

---

---

---

---

**IFTA, Inc. Settlement Report for 2018-12-20**

Notes: MO Posted 2 Transmittals this Month.

This table represents all USA to CND and CND to USA transactions in USD.

Row for	This is What You Got	This is What You Owe
AB	13,827.99	0.00
AL	415,952.11	0.00
AR	756,533.50	0.00
AZ	0.00	1,684,791.26
BC	4,989.73	0.00
CA	7,197,464.12	0.00
CO	59,475.46	0.00
CT	920,300.99	0.00
DE	0.00	18,354.66

This table represents all CND to CND transactions in CAD.

Row for	This is What You Got	This is What You Owe
AB	0.00	643,440.48
BC	381,731.93	0.00
MB	0.00	318,959.11
NB	0.00	211,116.59
NS	94,375.62	0.00
ON	593,332.63	0.00
PE	2,345.16	0.00
SK	125,753.84	0.00
<b>Totals CDN</b>	<b>1,197,539.18</b>	<b>1,197,539.18</b>

The red number is the difference between the two columns. -0.00

IFTA

---

---

---

---

---

---

---

---

---

---

## ISSUES

- Taxpayer ID
- Dates
- Status
- Active 5 years, No transmittals
- High KPL
- Taxable Fuel = Tax Paid Fuel
- Exempt Distance

IFTA

---

---

---

---

---

---

---

---

---

---